

TIDE PREDICTIONS FOR COOK ISLANDS – RAROTONGA

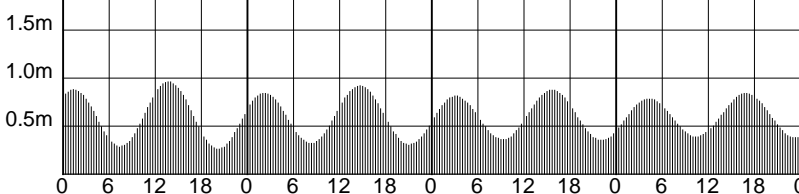
APRIL – 2009

LOCAL STANDARD TIME

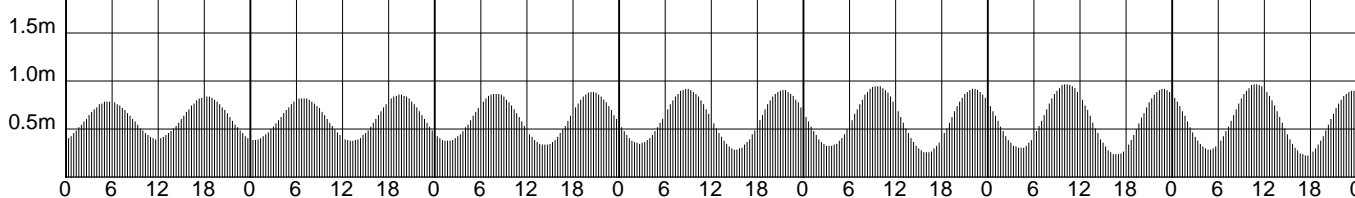
Tide gauge zero is 5.3546 metres below BM27

SUNDAY MONDAY TUESDAY WEDNESDAY THURSDAY FRIDAY SATURDAY

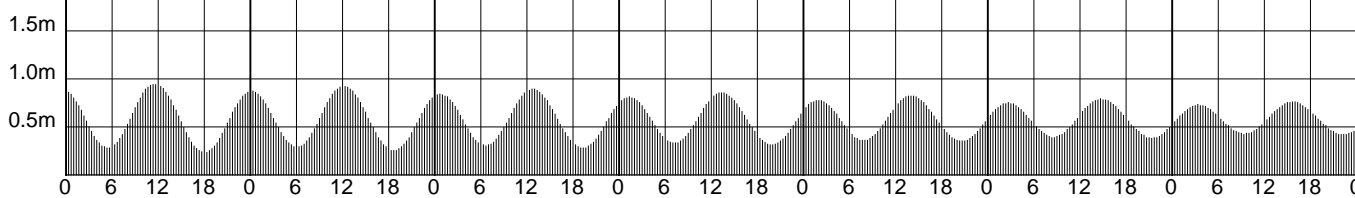
1	0126 0.88	2	0213 0.84	3	0308 0.81	4	0415 0.78
	0726 0.28		0815 0.32		0914 0.36		1028 0.39
	1345 0.96		1437 0.92		1539 0.87		1654 0.84
	2011 0.26		2104 0.30		2207 0.35		2318 0.38



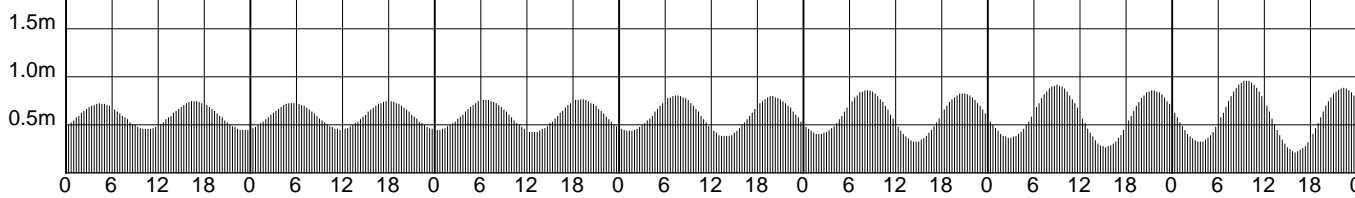
5	0533 0.78	6	0032 0.38	7	0141 0.37	8	0239 0.34	9	0329 0.32	10	0412 0.29	11	0450 0.28
	1151 0.39		0650 0.81		0755 0.86		0848 0.91		0934 0.94		1016 0.96		1055 0.96
	1815 0.83		1311 0.37		1417 0.33		1514 0.28		1601 0.25		1645 0.23		1725 0.22
			1928 0.85		2030 0.88		2122 0.90		2208 0.91		2250 0.91		2330 0.89



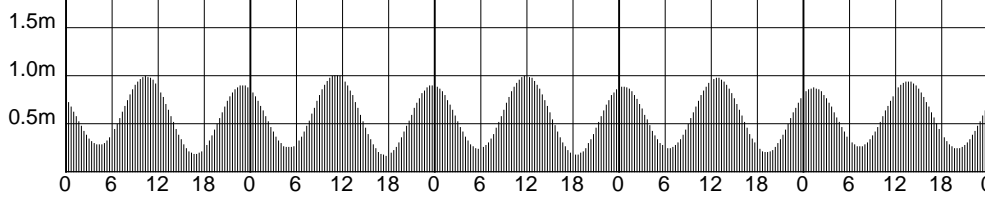
12	0528 0.28	13	0007 0.87	14	0044 0.84	15	0120 0.81	16	0158 0.77	17	0240 0.75	18	0329 0.73
	1132 0.95		0602 0.29		0637 0.30		0712 0.33		0749 0.36		0832 0.39		0926 0.42
	1803 0.23		1209 0.92		1245 0.89		1322 0.85		1401 0.82		1447 0.79		1542 0.76
			1840 0.25		1916 0.28		1955 0.31		2036 0.35		2122 0.38		2215 0.42



19	0426 0.72	20	0532 0.72	21	0016 0.44	22	0115 0.43	23	0206 0.40	24	0252 0.36	25	0335 0.32
	1031 0.44		1143 0.44		0635 0.75		0729 0.80		0815 0.85		0858 0.91		0940 0.95
	1646 0.74		1757 0.74		1249 0.42		1346 0.37		1436 0.32		1522 0.26		1606 0.21
	2315 0.44				1901 0.76		1957 0.79		2045 0.82		2130 0.85		2215 0.88



26	0418 0.27	27	0500 0.24	28	0545 0.23	29	0030 0.88	30	0118 0.87
	1023 0.99		1108 1.00		1155 0.99		0630 0.24		0719 0.26
	1651 0.18		1736 0.16		1823 0.17		1244 0.97		1337 0.93
	2259 0.89		2344 0.89				1912 0.20		2003 0.23



© Copyright: Commonwealth of Australia 2008, Bureau of Meteorology (ABN 92 637 533 532)

Disclaimer: These tide predictions are supplied in good faith and believed to be correct.

No warranty is given in respect to errors, omissions, or suitability for any purpose.