

TIDE PREDICTIONS FOR COOK ISLANDS – RAROTONGA

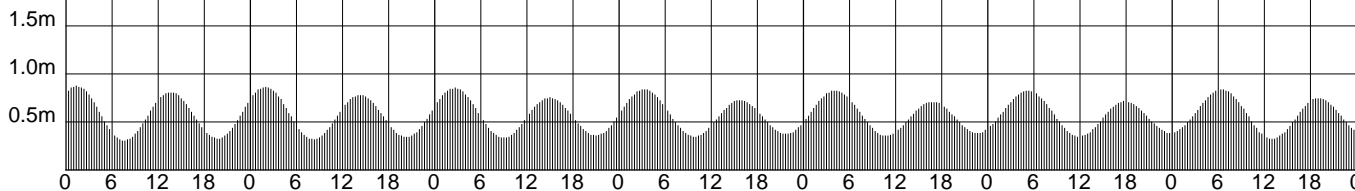
AUGUST – 2010

LOCAL STANDARD TIME

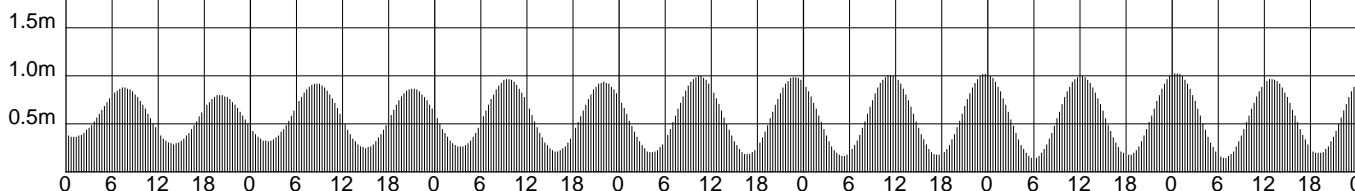
Tide gauge zero is 5.3546 metres below BM27

SUNDAY MONDAY TUESDAY WEDNESDAY THURSDAY FRIDAY SATURDAY

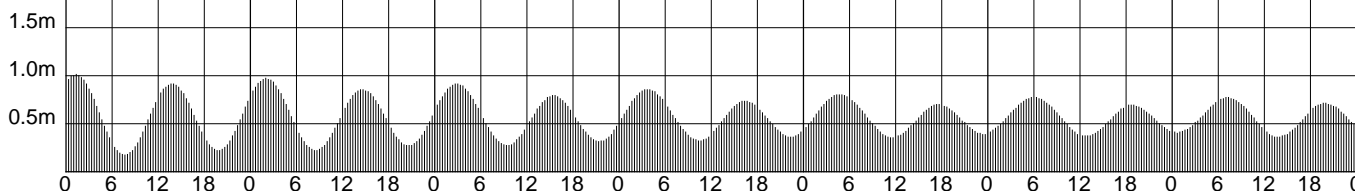
1	0125 0.87 0734 0.30 1337 0.80 1945 0.32	2	0159 0.86 0814 0.31 1415 0.77 2019 0.34	3	0235 0.85 0858 0.33 1457 0.75 2058 0.35	4	0316 0.83 0949 0.34 1546 0.72 2143 0.37	5	0408 0.82 1047 0.35 1645 0.70 2239 0.38	6	0513 0.82 1151 0.34 1753 0.71 2346 0.38	7	0624 0.83 1257 0.32 1902 0.74
----------	--	----------	--	----------	--	----------	--	----------	--	----------	--	----------	-------------------------------------



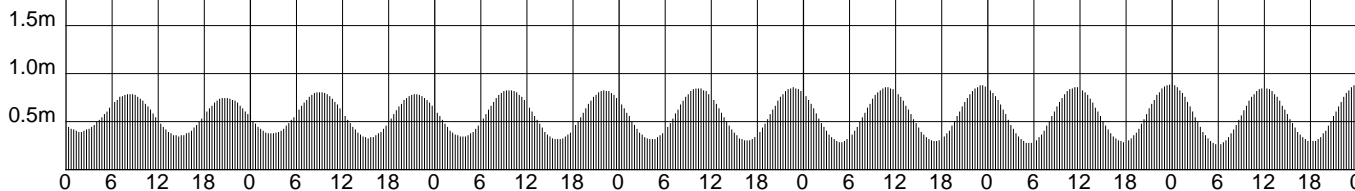
8	0101 0.36 0732 0.87 1359 0.28 2007 0.79	9	0215 0.31 0834 0.91 1457 0.24 2105 0.86	10	0318 0.25 0931 0.96 1550 0.21 2200 0.92	11	0416 0.20 1025 0.99 1642 0.18 2252 0.98	12	0509 0.16 1117 1.00 1730 0.16 2342 1.01	13	0600 0.14 1208 0.99 1817 0.17	14	0030 1.02 0649 0.14 1258 0.96 1904 0.19
----------	--	----------	--	-----------	--	-----------	--	-----------	--	-----------	-------------------------------------	-----------	--



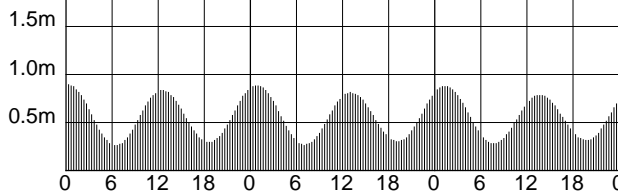
15	0115 1.01 0739 0.17 1346 0.91 1950 0.22	16	0202 0.97 0830 0.22 1436 0.85 2037 0.26	17	0250 0.91 0925 0.27 1528 0.79 2126 0.31	18	0343 0.85 1025 0.32 1627 0.73 2221 0.36	19	0445 0.80 1131 0.35 1734 0.70 2325 0.39	20	0600 0.77 1241 0.37 1845 0.69	21	0036 0.40 0712 0.77 1345 0.36 1950 0.71
-----------	--	-----------	--	-----------	--	-----------	--	-----------	--	-----------	-------------------------------------	-----------	--



22	0145 0.39 0813 0.78 1440 0.34 2045 0.74	23	0245 0.37 0901 0.80 1525 0.32 2130 0.78	24	0333 0.34 0942 0.82 1602 0.31 2208 0.82	25	0414 0.31 1019 0.84 1637 0.30 2243 0.85	26	0449 0.28 1053 0.85 1709 0.29 2315 0.87	27	0523 0.27 1127 0.85 1739 0.28 2346 0.88	28	0557 0.26 1200 0.84 1809 0.28
-----------	--	-----------	--	-----------	--	-----------	--	-----------	--	-----------	--	-----------	-------------------------------------



29	0018 0.89 0630 0.26 1232 0.83 1838 0.29	30	0049 0.88 0703 0.26 1305 0.81 1908 0.30	31	0122 0.87 0741 0.28 1341 0.78 1942 0.31
-----------	--	-----------	--	-----------	--



© Copyright: Commonwealth of Australia 2009, Bureau of Meteorology

Disclaimer: These tide predictions are supplied in good faith and believed to be correct. No warranty is given in respect to errors, omissions, or suitability for any purpose.