

TIDE PREDICTIONS FOR COOK ISLANDS – RAROTONGA

OCTOBER – 2010

LOCAL STANDARD TIME

Tide gauge zero is 5.3546 metres below BM27

SUNDAY

MONDAY

TUESDAY

WEDNESDAY THURSDAY

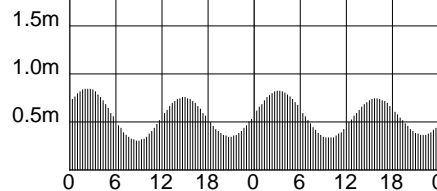
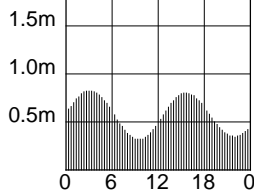
FRIDAY

SATURDAY

31	0305	0.82
	0929	0.32
	1537	0.80
	2154	0.34

1	0217	0.84
	0846	0.30
	1448	0.75
	2049	0.34

2	0315	0.82
	0946	0.32
	1550	0.74
	2158	0.36



3	0428	0.80
	1054	0.34
	1703	0.75
	2319	0.36

4	0547	0.81
	1204	0.33
	1818	0.79

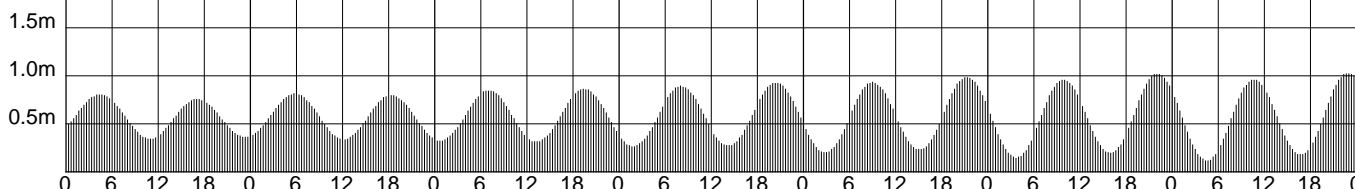
5	0039	0.32
	0700	0.84
	1311	0.30
	1925	0.86

6	0148	0.26
	0803	0.89
	1411	0.27
	2023	0.92

7	0247	0.20
	0859	0.93
	1505	0.22
	2115	0.98

8	0341	0.14
	0950	0.95
	1556	0.19
	2204	1.01

9	0430	0.11
	1039	0.95
	1644	0.17
	2251	1.02



10	0518	0.11
	1127	0.94
	1729	0.18
	2337	1.00

11	0605	0.13
	1213	0.90
	1813	0.20

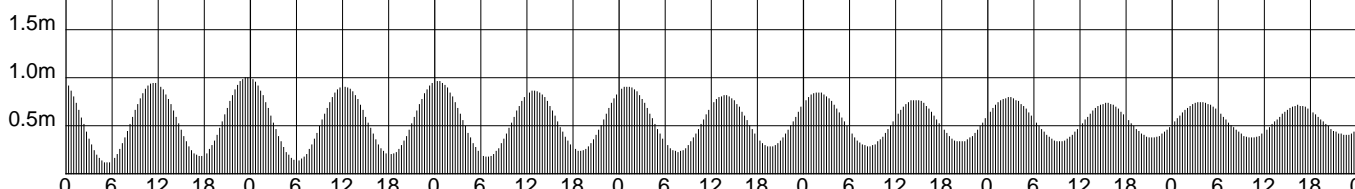
12	0022	0.96
	0651	0.17
	1259	0.86
	1857	0.23

13	0107	0.90
	0738	0.22
	1345	0.81
	1941	0.28

14	0153	0.84
	0827	0.28
	1431	0.76
	2029	0.32

15	0244	0.79
	0920	0.33
	1524	0.73
	2125	0.37

16	0342	0.74
	1018	0.37
	1624	0.71
	2231	0.40



17	0453	0.71
	1121	0.39
	1731	0.70
	2344	0.41

18	0606	0.71
	1222	0.40
	1837	0.72

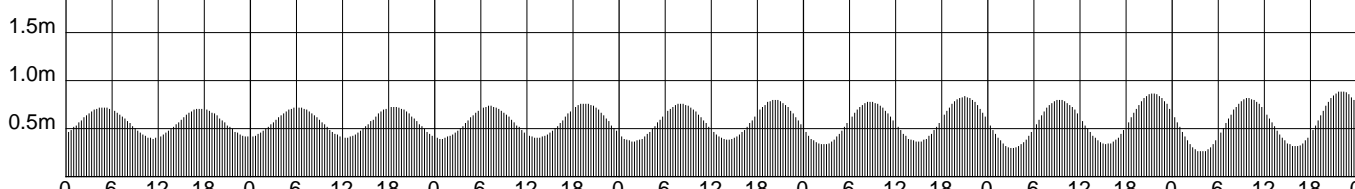
19	0051	0.39
	0711	0.73
	1319	0.40
	1933	0.75

20	0147	0.36
	0801	0.75
	1409	0.38
	2017	0.79

21	0234	0.33
	0844	0.77
	1451	0.36
	2056	0.83

22	0315	0.29
	0921	0.79
	1529	0.33
	2130	0.86

23	0350	0.25
	0957	0.81
	1603	0.31
	2205	0.88



24	0426	0.23
	1032	0.82
	1636	0.29
	2239	0.90

25	0501	0.21
	1107	0.82
	1710	0.27
	2314	0.91

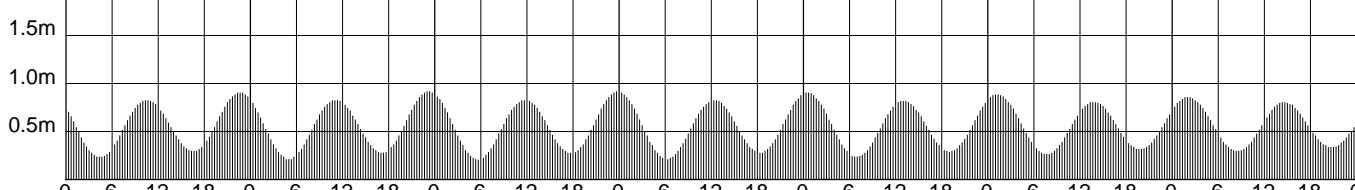
26	0537	0.20
	1144	0.82
	1744	0.27
	2350	0.91

27	0615	0.21
	1222	0.82
	1820	0.27

28	0030	0.90
	0655	0.23
	1301	0.81
	1900	0.28

29	0114	0.88
	0739	0.26
	1346	0.80
	1947	0.30

30	0204	0.85
	0830	0.29
	1438	0.80
	2044	0.33



© Copyright: Commonwealth of Australia 2009, Bureau of Meteorology

Disclaimer: These tide predictions are supplied in good faith and believed to be correct.

No warranty is given in respect to errors, omissions, or suitability for any purpose.