

TIDE PREDICTIONS FOR NIUE (CORRECTED) NOT OFFICIAL

JANUARY – 2010

LOCAL STANDARD TIME

Tide gauge zero is Lowest Astronomical Tide

SUNDAY

MONDAY

TUESDAY

WEDNESDAY THURSDAY

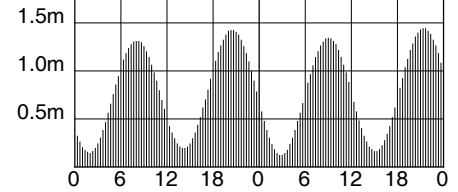
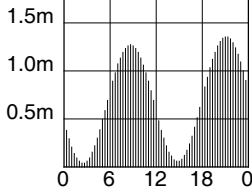
FRIDAY

SATURDAY

31	0230	0.04
	0839	1.26
	1448	0.06
	2106	1.35

1	0154	0.14
	0804	1.31
	1411	0.19
	2030	1.42

2	0251	0.12
	0901	1.34
	1509	0.16
	2126	1.44



3	0347	0.11
	0957	1.35
	1605	0.15
	2221	1.43

4	0443	0.11
	1053	1.35
	1702	0.15
	2317	1.39

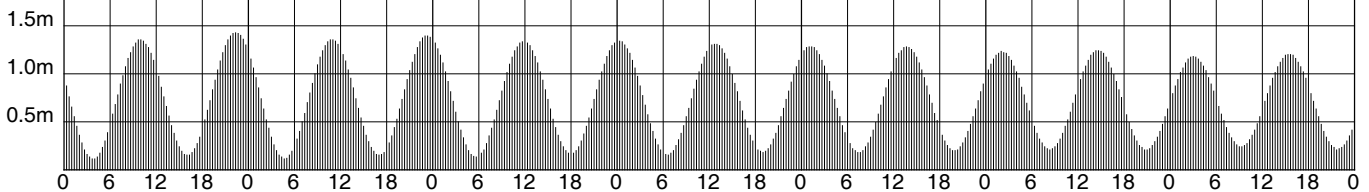
5	0538	0.13
	1150	1.33
	1800	0.16

6	0015	1.34
	0632	0.15
	1246	1.31
	1857	0.18

7	0112	1.28
	0727	0.18
	1343	1.28
	1954	0.20

8	0208	1.23
	0821	0.21
	1436	1.24
	2051	0.21

9	0302	1.18
	0915	0.24
	1529	1.20
	2147	0.21



10	0356	1.13
	1007	0.26
	1621	1.17
	2242	0.21

11	0448	1.10
	1100	0.28
	1712	1.14
	2333	0.21

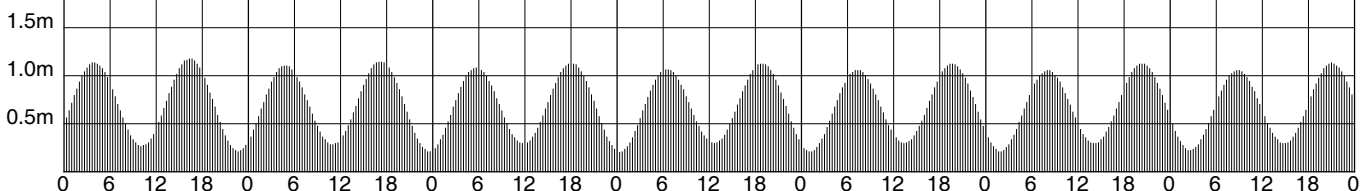
12	0540	1.08
	1150	0.29
	1801	1.13

13	0022	0.20
	0630	1.06
	1239	0.29
	1850	1.12

14	0109	0.21
	0718	1.05
	1325	0.29
	1936	1.12

15	0154	0.21
	0803	1.05
	1409	0.29
	2020	1.12

16	0237	0.22
	0845	1.05
	1452	0.29
	2102	1.12



17	0319	0.23
	0927	1.06
	1533	0.29
	2143	1.12

18	0400	0.24
	1008	1.07
	1615	0.29
	2223	1.12

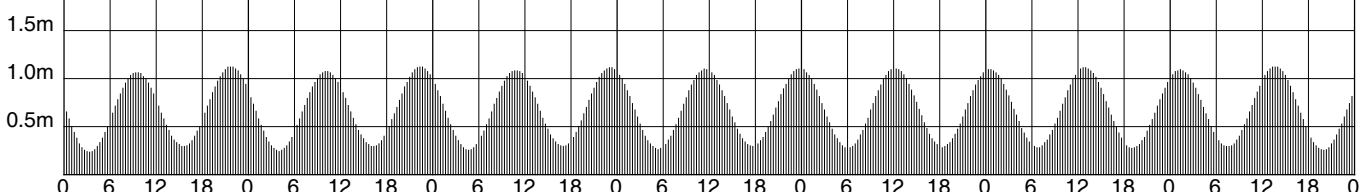
19	0441	0.25
	1047	1.08
	1657	0.29
	2304	1.11

20	0521	0.26
	1129	1.10
	1738	0.29
	2346	1.10

21	0602	0.27
	1211	1.11
	1822	0.28

22	0031	1.09
	0645	0.28
	1255	1.11
	1907	0.27

23	0118	1.09
	0729	0.29
	1340	1.12
	1956	0.25



24	0207	1.09
	0815	0.28
	1428	1.14
	2046	0.23

25	0258	1.10
	0904	0.27
	1517	1.16
	2141	0.19

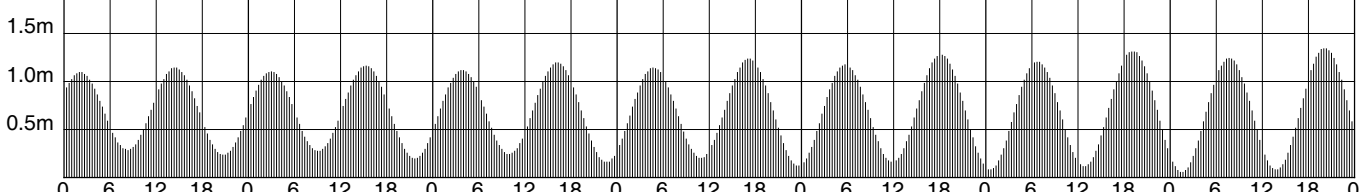
26	0349	1.11
	0957	0.24
	1611	1.19
	2237	0.16

27	0444	1.14
	1053	0.20
	1708	1.23
	2335	0.11

28	0541	1.17
	1150	0.15
	1808	1.27

29	0033	0.08
	0641	1.20
	1249	0.11
	1909	1.32

30	0131	0.05
	0741	1.24
	1348	0.07
	2009	1.34



© Copyright: Commonwealth of Australia 2011, Bureau of Meteorology (ABN 92 637 533 532)

Disclaimer: These tide predictions are supplied in good faith and believed to be correct.

No warranty is given in respect to errors, omissions, or suitability for any purpose.