

TIDE PREDICTIONS FOR NIUE (CORRECTED) NOT OFFICIAL

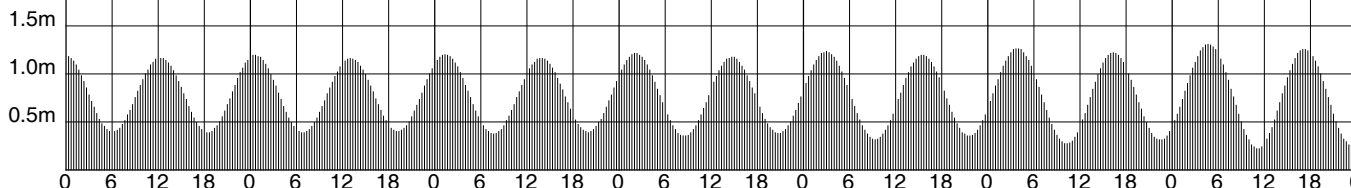
AUGUST – 2010

LOCAL STANDARD TIME

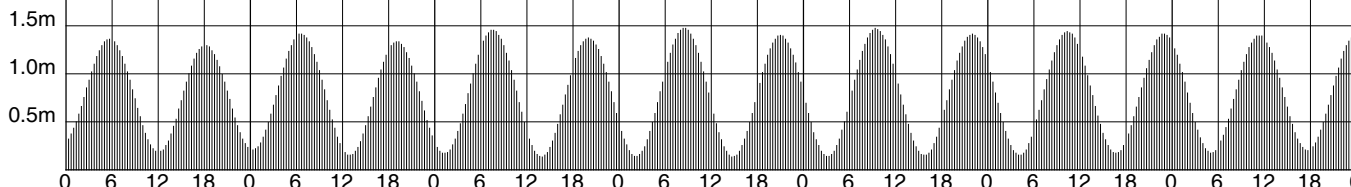
Tide gauge zero is Lowest Astronomical Tide

SUNDAY MONDAY TUESDAY WEDNESDAY THURSDAY FRIDAY SATURDAY

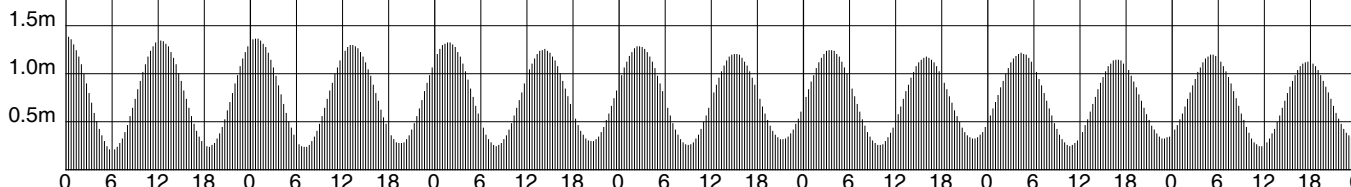
1 0604 0.39 1215 1.16 1830 0.39	2 0037 1.19 0651 0.39 1304 1.16 1914 0.40	3 0122 1.20 0740 0.37 1353 1.16 1959 0.39	4 0210 1.21 0830 0.35 1441 1.17 2045 0.38	5 0259 1.23 0922 0.31 1530 1.19 2135 0.35	6 0350 1.26 1015 0.27 1619 1.22 2227 0.31	7 0444 1.31 1108 0.22 1712 1.26 2321 0.26
---	--	--	--	--	--	--



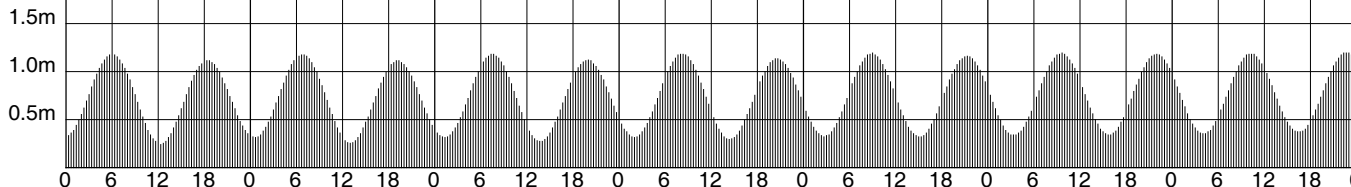
8 0539 1.36 1202 0.18 1807 1.29	9 0017 0.21 0636 1.41 1257 0.15 1905 1.33	10 0115 0.16 0733 1.45 1353 0.13 2003 1.37	11 0212 0.14 0830 1.47 1449 0.13 2100 1.40	12 0310 0.14 0925 1.47 1545 0.15 2157 1.41	13 0407 0.15 1021 1.44 1642 0.17 2254 1.41	14 0505 0.17 1119 1.39 1738 0.20 2351 1.39
---	--	---	---	---	---	---



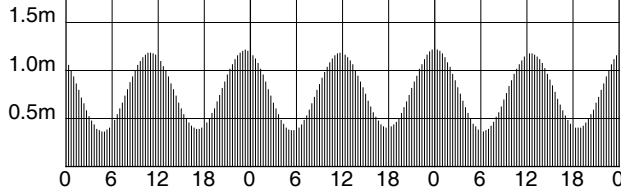
15 0604 0.20 1219 1.34 1834 0.23	16 0049 1.36 0702 0.23 1317 1.29 1930 0.26	17 0145 1.32 0801 0.24 1414 1.25 2024 0.29	18 0238 1.28 0859 0.25 1508 1.20 2117 0.31	19 0330 1.24 0952 0.25 1600 1.17 2209 0.32	20 0422 1.21 1044 0.24 1649 1.14 2259 0.32	21 0512 1.19 1131 0.24 1739 1.12 2346 0.32
--	---	---	---	---	---	---



22 0600 1.18 1217 0.24 1825 1.11	23 0033 0.31 0646 1.18 1301 0.25 1910 1.11	24 0117 0.31 0730 1.18 1344 0.27 1953 1.12	25 0200 0.31 0812 1.18 1426 0.29 2035 1.13	26 0243 0.32 0853 1.19 1506 0.32 2115 1.15	27 0324 0.34 0933 1.19 1547 0.34 2157 1.18	28 0406 0.35 1015 1.18 1629 0.37 2237 1.19
--	---	---	---	---	---	---



29 0447 0.36 1058 1.18 1711 0.38 2319 1.21	30 0531 0.37 1143 1.18 1754 0.40	31 0003 1.22 0617 0.36 1230 1.17 1839 0.40
---	--	---



© Copyright: Commonwealth of Australia 2011, Bureau of Meteorology (ABN 92 637 533 532)

Disclaimer: These tide predictions are supplied in good faith and believed to be correct.

No warranty is given in respect to errors, omissions, or suitability for any purpose.