

TIDE PREDICTIONS FOR FIJI – LAUTOKA

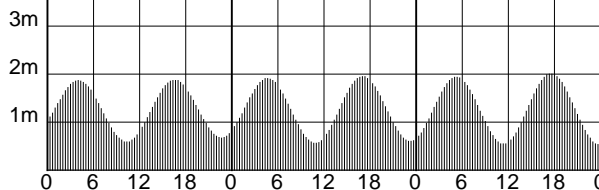
OCTOBER – 2009

LOCAL STANDARD TIME

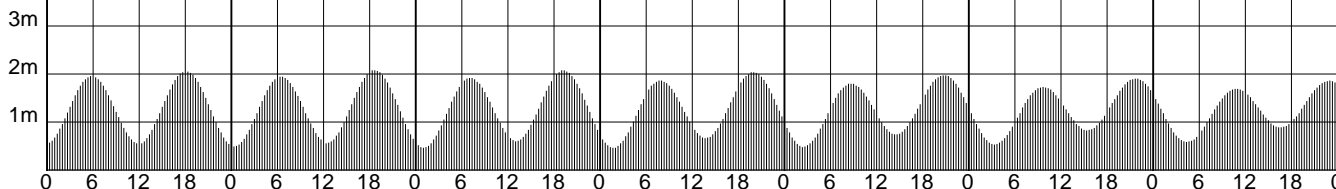
Tide gauge zero is 3.1285 metres below BM3243

SUNDAY MONDAY TUESDAY WEDNESDAY THURSDAY FRIDAY SATURDAY

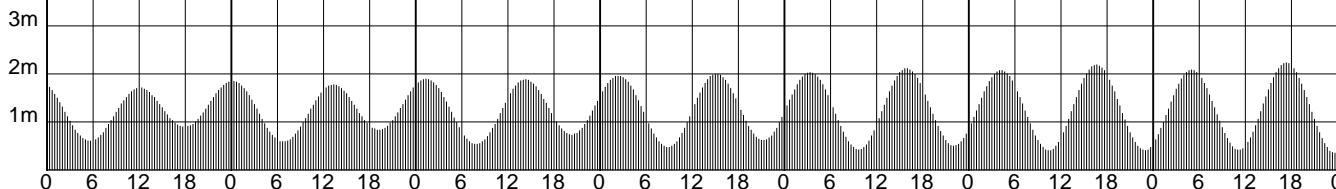
1	0402 1.86 1019 0.58 1632 1.87 2239 0.67	2	0439 1.90 1052 0.55 1702 1.94 2314 0.59	3	0515 1.93 1123 0.54 1732 2.00 2348 0.53
----------	--	----------	--	----------	--



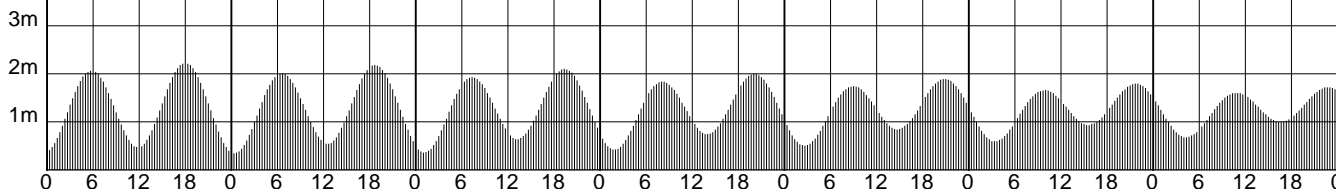
4	0550 1.94 1155 0.54 1803 2.05	5	0024 0.48 0627 1.94 1229 0.55 1837 2.07	6	0101 0.45 0706 1.90 1305 0.59 1914 2.06	7	0143 0.45 0750 1.85 1345 0.65 1955 2.02	8	0228 0.47 0841 1.78 1430 0.73 2045 1.96	9	0320 0.52 0943 1.72 1525 0.81 2144 1.89	10	0422 0.57 1053 1.68 1631 0.87 2255 1.85
----------	-------------------------------------	----------	--	----------	--	----------	--	----------	--	----------	--	-----------	--



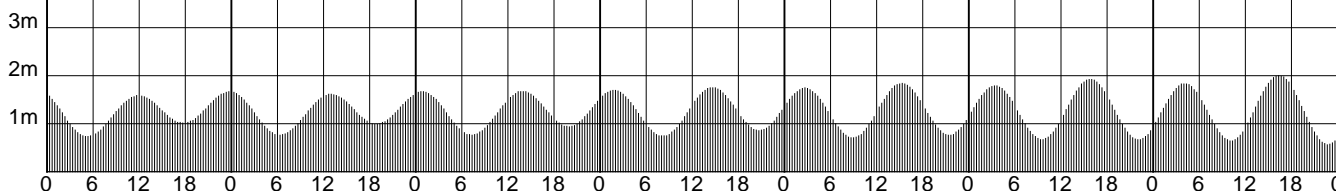
11	0534 0.60 1206 1.70 1753 0.89	12	0010 1.85 0648 0.58 1315 1.77 1912 0.83	13	0120 1.89 0753 0.52 1415 1.88 2017 0.72	14	0224 1.95 0849 0.46 1507 1.99 2115 0.60	15	0320 2.02 0939 0.42 1554 2.10 2205 0.49	16	0413 2.07 1025 0.39 1637 2.18 2253 0.40	17	0500 2.08 1109 0.41 1719 2.22 2339 0.34
-----------	-------------------------------------	-----------	--	-----------	--	-----------	--	-----------	--	-----------	--	-----------	--



18	0547 2.06 1150 0.45 1800 2.22	19	0023 0.33 0633 2.00 1231 0.53 1841 2.17	20	0107 0.35 0720 1.92 1313 0.62 1922 2.09	21	0151 0.41 0807 1.82 1355 0.73 2006 1.99	22	0235 0.49 0858 1.73 1440 0.83 2053 1.88	23	0323 0.58 0953 1.65 1530 0.92 2145 1.78	24	0415 0.67 1052 1.59 1631 0.99 2244 1.70
-----------	-------------------------------------	-----------	--	-----------	--	-----------	--	-----------	--	-----------	--	-----------	--



25	0515 0.73 1156 1.58 1745 1.01 2347 1.66	26	0618 0.76 1258 1.61 1855 0.99	27	0051 1.66 0718 0.76 1352 1.67 1954 0.93	28	0150 1.69 0810 0.74 1437 1.75 2043 0.85	29	0241 1.73 0853 0.70 1515 1.84 2127 0.76	30	0326 1.78 0932 0.67 1549 1.92 2205 0.66	31	0407 1.83 1009 0.64 1622 2.00 2244 0.56
-----------	--	-----------	-------------------------------------	-----------	--	-----------	--	-----------	--	-----------	--	-----------	--



© Copyright: Commonwealth of Australia 2008, Bureau of Meteorology (ABN 92 637 533 532)

Disclaimer: These tide predictions are supplied in good faith and believed to be correct.

No warranty is given in respect to errors, omissions, or suitability for any purpose.