

# TIDE PREDICTIONS FOR FIJI – LAUTOKA

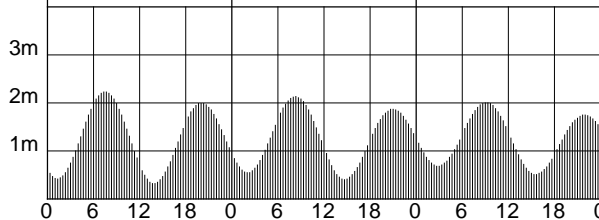
APRIL – 2010

LOCAL STANDARD TIME

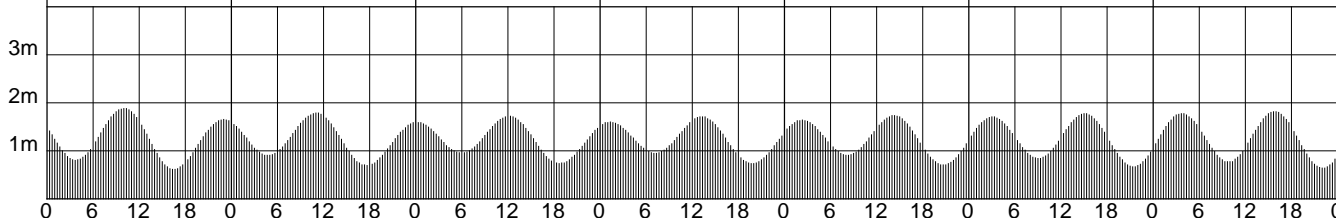
Tide gauge zero is 3.1285 metres below BM3243

SUNDAY MONDAY TUESDAY WEDNESDAY THURSDAY FRIDAY SATURDAY

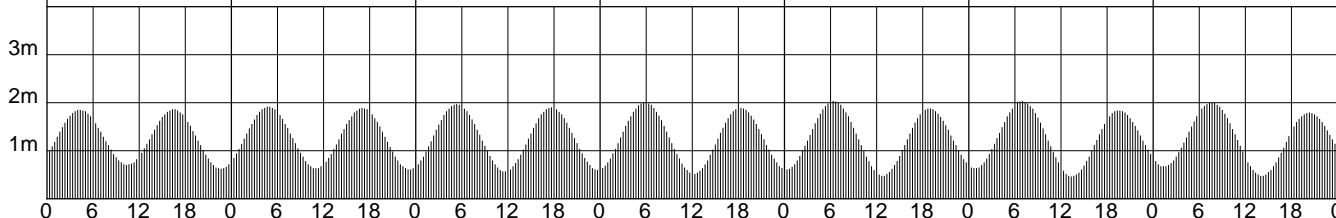
<b>1</b>	0117 0.42 0730 2.22 1351 0.32 2005 1.99	<b>2</b>	0202 0.54 0816 2.13 1440 0.40 2059 1.86	<b>3</b>	0250 0.68 0907 2.00 1532 0.51 2158 1.74
----------	--	----------	--	----------	--



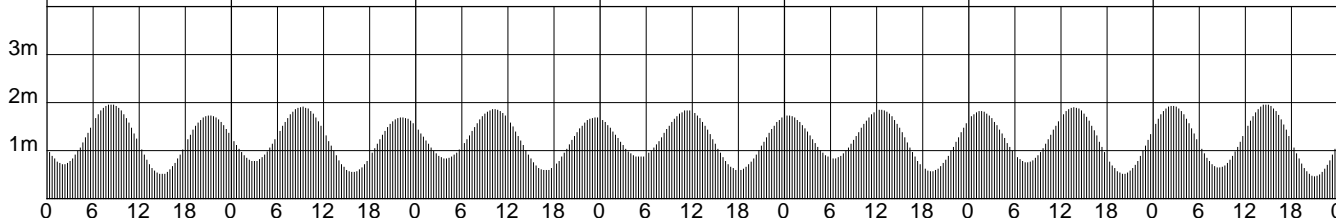
<b>4</b>	0343 0.80 1002 1.88 1630 0.61 2300 1.65	<b>5</b>	0445 0.90 1103 1.78 1736 0.69	<b>6</b>	0008 1.60 0600 0.95 1208 1.72 1845 0.73	<b>7</b>	0116 1.60 0712 0.95 1314 1.71 1948 0.73	<b>8</b>	0216 1.64 0813 0.90 1414 1.73 2043 0.70	<b>9</b>	0304 1.70 0904 0.84 1505 1.77 2127 0.67	<b>10</b>	0344 1.77 0948 0.76 1549 1.82 2205 0.63
----------	--	----------	-------------------------------------	----------	--	----------	--	----------	--	----------	--	-----------	--



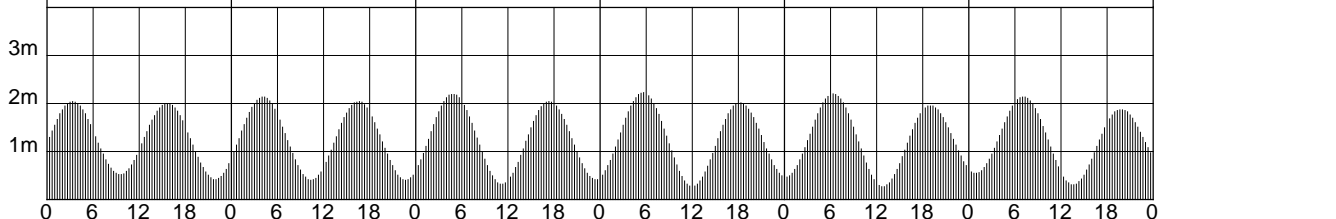
<b>11</b>	0418 1.84 1027 0.69 1628 1.85 2238 0.61	<b>12</b>	0449 1.90 1102 0.62 1704 1.88 2310 0.59	<b>13</b>	0520 1.96 1137 0.56 1740 1.89 2342 0.59	<b>14</b>	0550 2.00 1212 0.50 1815 1.88	<b>15</b>	0015 0.59 0622 2.02 1247 0.47 1852 1.87	<b>16</b>	0048 0.62 0657 2.02 1326 0.45 1932 1.83	<b>17</b>	0126 0.66 0736 1.99 1407 0.46 2018 1.78
-----------	--	-----------	--	-----------	--	-----------	-------------------------------------	-----------	--	-----------	--	-----------	--



<b>18</b>	0208 0.71 0820 1.95 1454 0.50 2111 1.73	<b>19</b>	0257 0.77 0913 1.90 1548 0.54 2214 1.69	<b>20</b>	0355 0.83 1015 1.85 1651 0.58 2322 1.68	<b>21</b>	0505 0.86 1125 1.83 1800 0.59	<b>22</b>	0030 1.72 0623 0.83 1235 1.84 1909 0.56	<b>23</b>	0132 1.81 0734 0.75 1342 1.89 2009 0.51	<b>24</b>	0229 1.92 0836 0.64 1444 1.95 2103 0.45
-----------	--	-----------	--	-----------	--	-----------	-------------------------------------	-----------	--	-----------	--	-----------	--



<b>25</b>	0319 2.04 0932 0.51 1540 2.00 2153 0.41	<b>26</b>	0406 2.13 1024 0.40 1632 2.04 2240 0.40	<b>27</b>	0451 2.20 1113 0.31 1722 2.04 2326 0.42	<b>28</b>	0536 2.22 1200 0.27 1812 2.01	<b>29</b>	0010 0.46 0620 2.20 1247 0.26 1900 1.95	<b>30</b>	0054 0.54 0705 2.13 1333 0.30 1950 1.87
-----------	--	-----------	--	-----------	--	-----------	-------------------------------------	-----------	--	-----------	--



© Copyright: Commonwealth of Australia 2009, Bureau of Meteorology

Disclaimer: These tide predictions are supplied in good faith and believed to be correct.

No warranty is given in respect to errors, omissions, or suitability for any purpose.