

# TIDE PREDICTIONS FOR KIRIBATI – BETIO

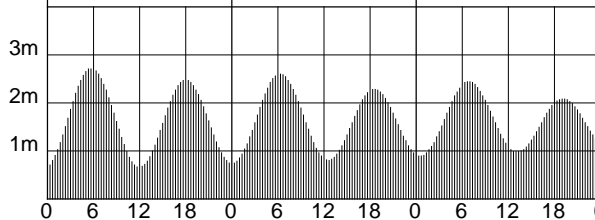
APRIL – 2010

LOCAL STANDARD TIME

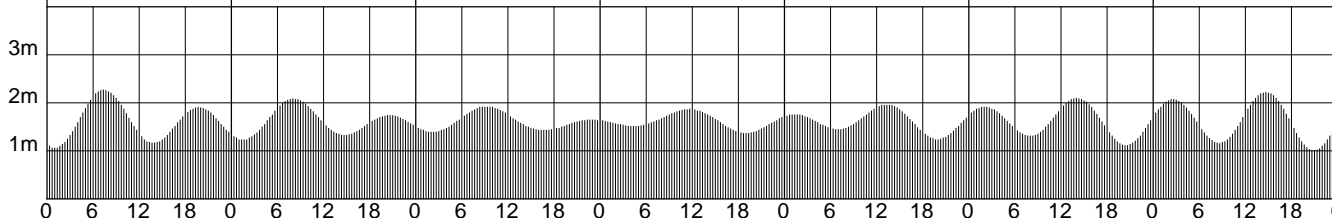
Tide gauge zero is 3.5334 metres below KIR1

SUNDAY MONDAY TUESDAY WEDNESDAY THURSDAY FRIDAY SATURDAY

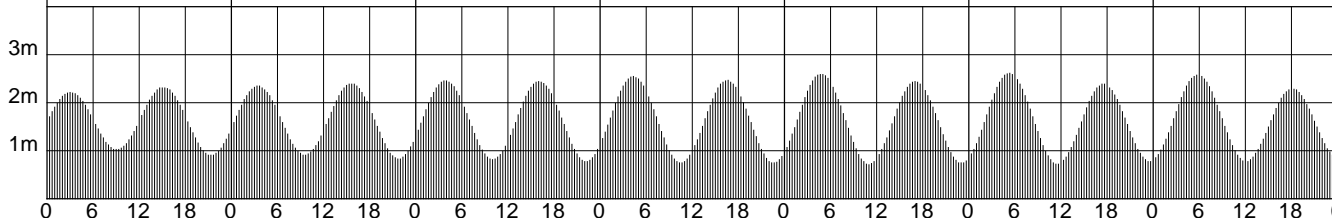
<b>1</b>	0542 2.71 1156 0.66 1759 2.47	<b>2</b>	0000 0.74 0615 2.60 1232 0.80 1832 2.28	<b>3</b>	0030 0.89 0649 2.44 1309 0.97 1906 2.09
----------	-------------------------------------	----------	--	----------	--



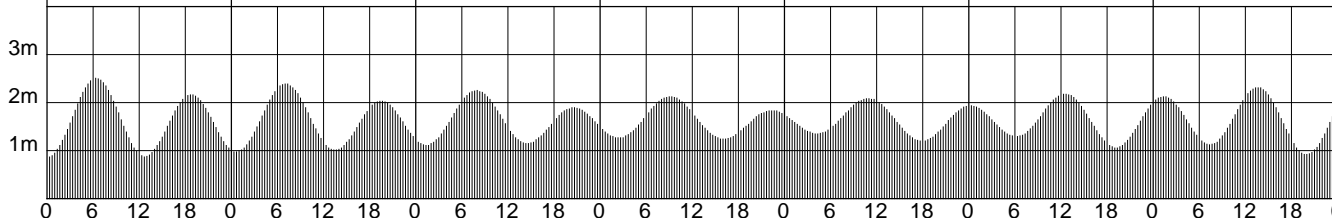
<b>4</b>	0100 1.06 0725 2.26 1348 1.15 1943 1.90	<b>5</b>	0130 1.22 0806 2.08 1444 1.32 2033 1.73	<b>6</b>	0213 1.38 0912 1.92 1635 1.42 2253 1.64	<b>7</b>	0416 1.51 1137 1.86 1905 1.36	<b>8</b>	0121 1.75 0703 1.44 1316 1.95 1956 1.23	<b>9</b>	0207 1.91 0759 1.30 1405 2.09 2029 1.11	<b>10</b>	0237 2.06 0834 1.15 1440 2.21 2056 1.00
----------	--	----------	--	----------	--	----------	-------------------------------------	----------	--	----------	--	-----------	--



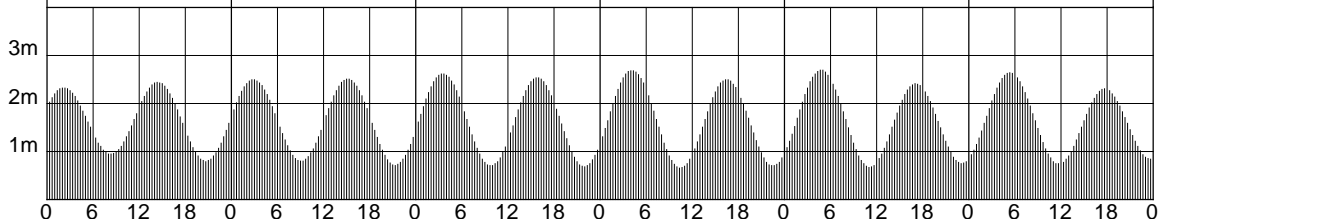
<b>11</b>	0303 2.21 0904 1.02 1509 2.32 2120 0.90	<b>12</b>	0328 2.34 0932 0.91 1536 2.39 2145 0.83	<b>13</b>	0352 2.45 1000 0.81 1603 2.44 2209 0.77	<b>14</b>	0418 2.54 1029 0.74 1631 2.46 2234 0.74	<b>15</b>	0445 2.59 1059 0.71 1700 2.44 2302 0.74	<b>16</b>	0515 2.61 1130 0.72 1731 2.38 2331 0.77	<b>17</b>	0547 2.58 1204 0.78 1805 2.29
-----------	--	-----------	--	-----------	--	-----------	--	-----------	--	-----------	--	-----------	-------------------------------------



<b>18</b>	0003 0.85 0622 2.50 1242 0.87 1843 2.17	<b>19</b>	0039 0.97 0702 2.39 1328 1.01 1929 2.02	<b>20</b>	0122 1.11 0753 2.25 1430 1.15 2034 1.89	<b>21</b>	0226 1.26 0908 2.12 1607 1.24 2221 1.83	<b>22</b>	0415 1.35 1056 2.08 1755 1.19	<b>23</b>	0013 1.93 0609 1.28 1232 2.17 1908 1.06	<b>24</b>	0123 2.12 0724 1.12 1337 2.31 1959 0.92
-----------	--	-----------	--	-----------	--	-----------	--	-----------	-------------------------------------	-----------	--	-----------	--



<b>25</b>	0212 2.32 0817 0.94 1427 2.44 2040 0.79	<b>26</b>	0253 2.49 0903 0.79 1510 2.51 2118 0.71	<b>27</b>	0331 2.62 0945 0.69 1549 2.53 2155 0.68	<b>28</b>	0409 2.69 1025 0.65 1628 2.49 2230 0.69	<b>29</b>	0445 2.69 1103 0.67 1704 2.41 2303 0.75	<b>30</b>	0520 2.64 1142 0.73 1741 2.30 2337 0.84
-----------	--	-----------	--	-----------	--	-----------	--	-----------	--	-----------	--



© Copyright: Commonwealth of Australia 2009, Bureau of Meteorology

**Disclaimer:** These tide predictions are supplied in good faith and believed to be correct.

No warranty is given in respect to errors, omissions, or suitability for any purpose.