

# TIDAL PREDICTIONS FOR KIRIBATI - BETIO

MAY 2019

Local Standard Time

SUNDAY

MONDAY

TUESDAY

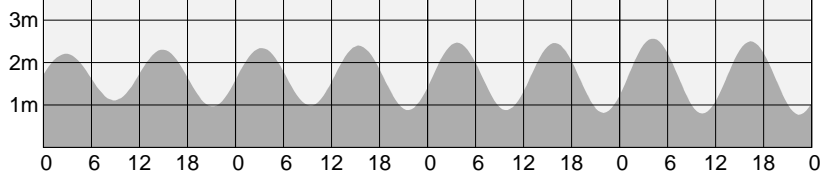
WEDNESDAY

THURSDAY

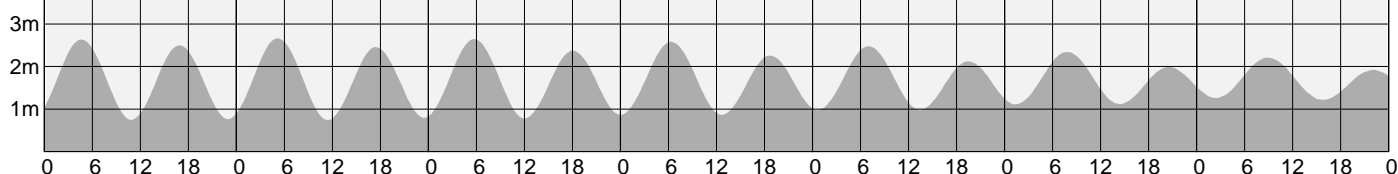
FRIDAY

SATURDAY

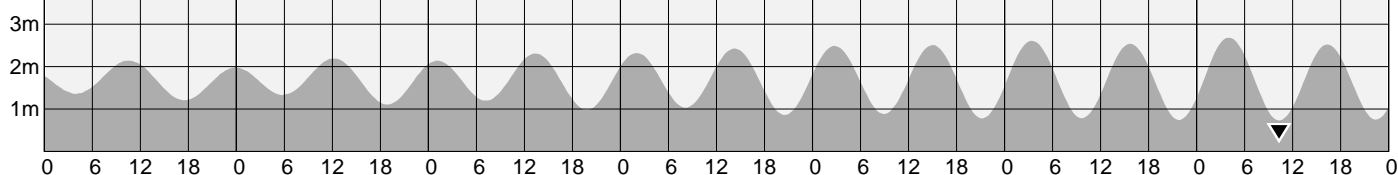
<b>1</b>	0248 2.21 0850 1.11 1454 2.30 2106 0.96	<b>2</b>	0315 2.34 0920 0.98 1524 2.40 2132 0.88	<b>3</b>	0342 2.47 0949 0.88 1553 2.46 2159 0.81	<b>4</b>	0409 2.57 1019 0.80 1622 2.50 2226 0.77
----------	--	----------	--	----------	--	----------	--



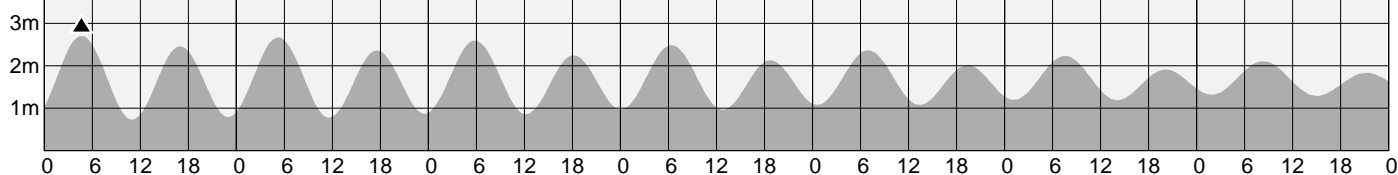
<b>5</b>	0438 2.64 1050 0.75 1653 2.50 2256 0.76	<b>6</b>	0509 2.67 1124 0.74 1726 2.46 2327 0.79	<b>7</b>	0542 2.65 1200 0.78 1801 2.38	<b>8</b>	0000 0.86 0618 2.59 1239 0.86 1841 2.26	<b>9</b>	0038 0.97 0700 2.48 1325 0.98 1928 2.12	<b>10</b>	0123 1.11 0748 2.34 1424 1.12 2031 1.99	<b>11</b>	0224 1.26 0857 2.21 1548 1.21 2206 1.92
----------	--	----------	--	----------	-------------------------------------	----------	--	----------	--	-----------	--	-----------	--



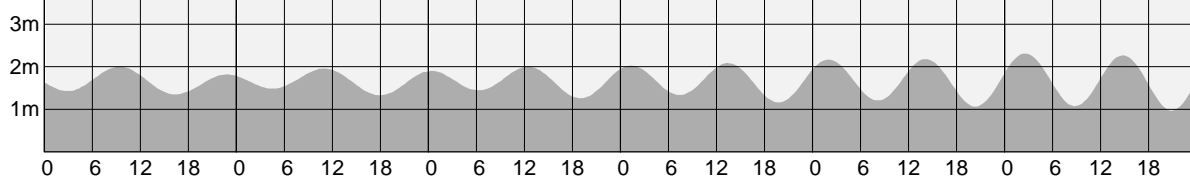
<b>12</b>	0357 1.36 1034 2.14 1731 1.21 2353 1.98	<b>13</b>	0549 1.33 1212 2.19 1851 1.11	<b>14</b>	0109 2.14 0710 1.19 1323 2.31 1946 0.97	<b>15</b>	0202 2.32 0807 1.03 1416 2.43 2030 0.86	<b>16</b>	0245 2.49 0855 0.88 1501 2.51 2111 0.78	<b>17</b>	0325 2.61 0937 0.78 1542 2.54 2147 0.74	<b>18</b>	0402 2.68 1017 0.73 1620 2.52 2223 0.75
-----------	--	-----------	-------------------------------------	-----------	--	-----------	--	-----------	--	-----------	--	-----------	--



<b>19</b>	0438 2.70 1056 0.73 1658 2.45 2257 0.79	<b>20</b>	0513 2.67 1133 0.77 1733 2.36 2330 0.87	<b>21</b>	0547 2.59 1210 0.86 1808 2.25	<b>22</b>	0002 0.97 0621 2.49 1245 0.96 1844 2.13	<b>23</b>	0034 1.08 0656 2.36 1323 1.08 1922 2.01	<b>24</b>	0109 1.20 0733 2.23 1406 1.19 2008 1.91	<b>25</b>	0152 1.32 0819 2.11 1502 1.29 2114 1.83
-----------	--	-----------	--	-----------	-------------------------------------	-----------	--	-----------	--	-----------	--	-----------	--



<b>26</b>	0254 1.43 0926 2.00 1622 1.35 2249 1.82	<b>27</b>	0430 1.48 1059 1.96 1754 1.33	<b>28</b>	0021 1.90 0614 1.45 1227 2.00 1900 1.26	<b>29</b>	0120 2.03 0723 1.34 1326 2.09 1945 1.16	<b>30</b>	0200 2.17 0809 1.21 1410 2.18 2020 1.06	<b>31</b>	0234 2.31 0846 1.07 1446 2.27 2052 0.97
-----------	--	-----------	-------------------------------------	-----------	--	-----------	--	-----------	--	-----------	--



▲ Highest tide of the month

▼ Lowest tide of the month

● New moon

◐ First quarter

○ Full moon

◑ Last quarter

© Copyright: Commonwealth of Australia 2018, Bureau of Meteorology

**Disclaimer:** These tide predictions are supplied in good faith and are believed to be correct. They are not necessarily related to a local hydrographic chart datum.

No warranty is given in respect to errors, omissions, or suitability for any purpose.

Tide gauge zero is 3.5334 metres below KIR1