



# Water Reporting Summary – NSW Border Rivers Catchment

2 November 2020



## Overview

- In the last 30 days, most of the NSW Border Rivers catchment received 50 to 100 mm of rainfall. Areas of the catchment near Boomi received 25 to 50 mm, whilst downstream areas near Mungindi received 10 to 25 mm of rainfall (Figure 1). As a result, the total area-average rainfall across the catchment was 60 mm over the last 30 days. This recent rainfall is in the context of the extended dry period since January 2017 with rainfall across the NSW Border Rivers catchment mainly being very much below average or lowest on record (Figure 2).
- Rainfall over the last 30 days has maintained average root zone soil moisture conditions across most of the NSW Border Rivers catchment. However, the recent rainfall has not translated into significant runoff and inflows into storages (Figure 3) with Drought Stage 2 conditions continuing for the NSW Border Rivers catchment. In Drought Stage 2 (emerging drought or drought recovery), there has been limited water resources and multiple years of low flows (NSW DPIE). As a result, there remain low or no allocations for some entitlement holders and water trading has been limited (Figure 4 and Table 1).
- Announced allocations for general security A and B class entitlements are currently at 23.3% and 0%, respectively. For class A entitlements, for this time of year, only last year's allocation (0%) was lower since 2009–10.

## Recent conditions

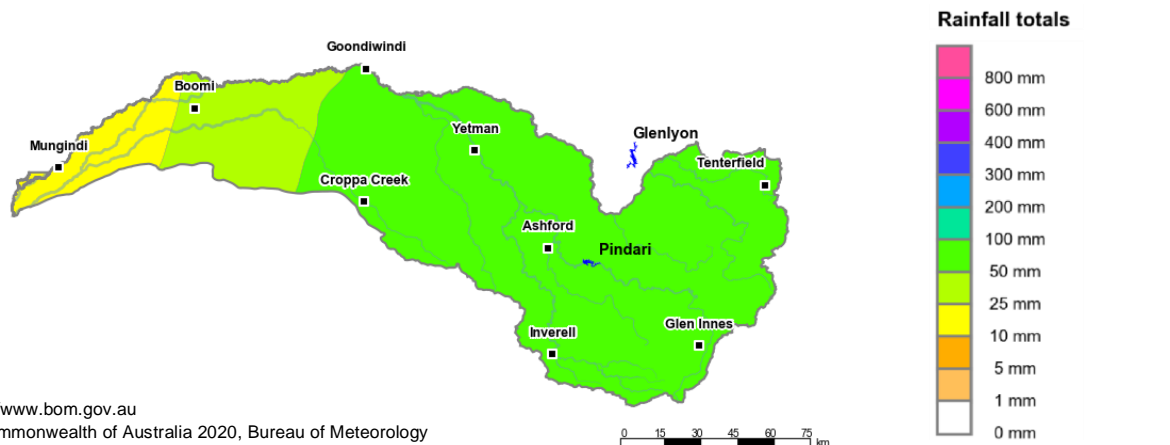


Figure 1: Rainfall totals for the last 30 days (4 Oct to 2 Nov 2020)

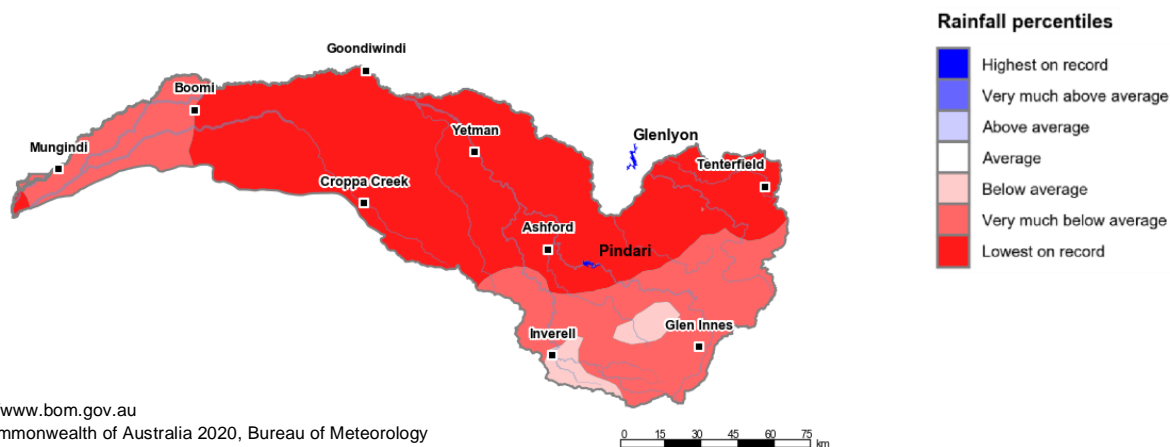


Figure 2: Rainfall percentiles since January 2017 (compared to 1900–2019 long-term average) (Jan 2017 to Oct 2020)

Note: Rainfall percentiles for the period from January 2017 are shown as the Bureau of Meteorology considers January 2017 to be the start of the current dry period for eastern Australia.

# How much water is in the storages?

**Combined total storage (NSW share\*): 70.6 GL (as at 2 November 2020)**

\*Pindari storage and New South Wales' 57% share of Glenlyon storage

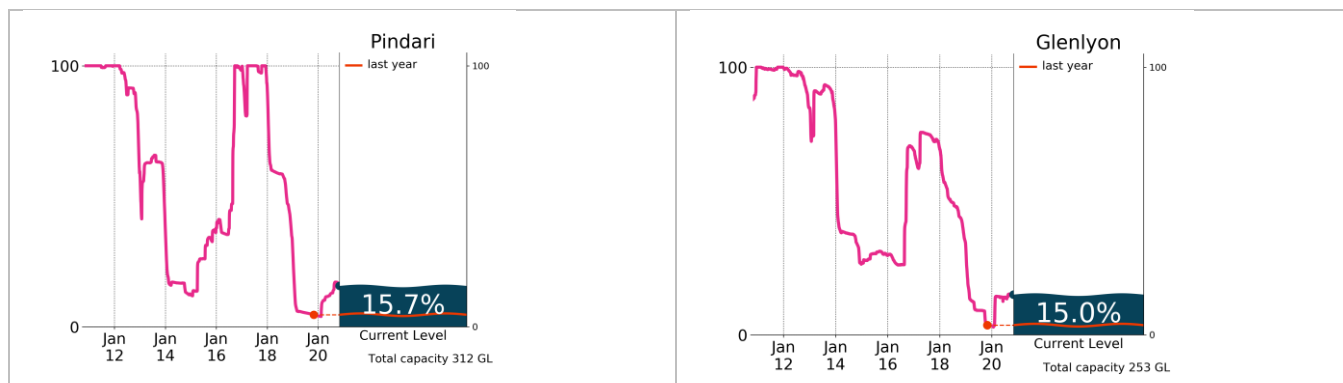


Figure 3: Current total storage (% of total capacity) compared to the last ten years

Source: [NSW Department of Planning, Industry and Environment](#) and [BoM water storages dashboard](#)

## Who is the water for?

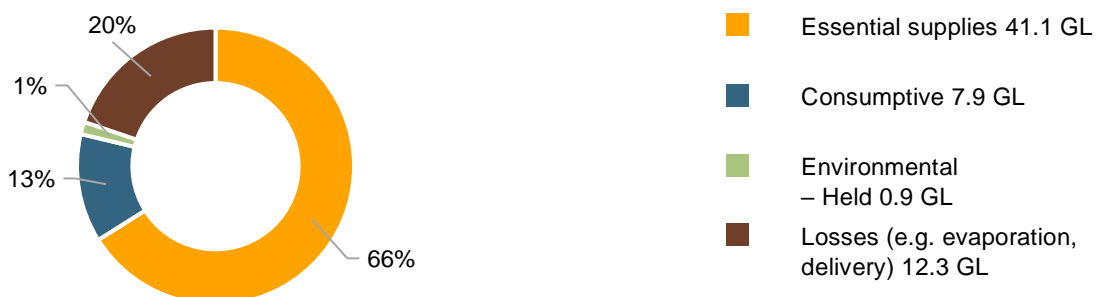


Figure 4: Volumes of water allocated (% of total) for the 2020–21 water year (as at August 2020)

Source: [NSW Department of Planning, Industry and Environment](#)

NB: Allocation information shown here is water allocated for various purposes as at August 2020. It does not represent remaining available allocated water as it does not allow for water used, traded or new storage inflows (in excess of minimum assumptions).

Table 1: Allocation announcements (%) and market prices – selected licence categories as at 2 November 2020

Licence category	Announced allocation	Historic comparison (same time of year)	Entitlement prices (monthly median)	Allocation price (median – last 7 days)
Stock & Domestic, Local Utility	100%	Same as most years	n/a	\$350/ML*
NSW Border Rivers High Security	100%	Same as most years	n/a	
NSW Border Rivers General Security – A	23.3%	Second lowest on record (since 2009–10)	n/a	
NSW Border Rivers General Security – B	0%	0% has occurred in four out of the last ten years	n/a	
Average Carryover (General Security)	1% General Security – A 2% General Security – B	1% last year 2% last year	n/a	

\*Indicative - limited trade data

Source: [NSW Department of Planning, Industry and Environment](#) and [BoM water markets dashboard](#)

FIND OUT MORE

For more information email [water@bom.gov.au](mailto:water@bom.gov.au)



With the exception of logos, photography and data referenced as being from other organisations, this publication is licensed under a Creative Commons Attribution 3.0 Australia Licence. The terms and conditions of the licence are available at <http://creativecommons.org/licenses/by/3.0/au>. Attribution for this publication should be: © Commonwealth of Australia (Bureau of Meteorology) 2020.