



Water Reporting Summary - NSW Border Rivers Catchment

15 July 2020



Overview

- In the last 30 days, most of the NSW Border Rivers catchment received 10 to 25 mm of rainfall, although some small upstream areas around Tenterfield and near Glen Innes received up to 50 mm of rain. In contrast, areas near Goondiwindi received less than 10 mm (Figure 1). As a result, the total area-average rainfall across the catchment was 16 mm over the last 30 days. This recent patchy rainfall is in the context of the extended dry period since January 2017 with rainfall across the NSW Border Rivers catchment mainly being very much below average or lowest on record (Figure 2).
- The limited recent rainfall has helped to maintain average root zone soil moisture conditions but has not translated into significant runoff and inflows into storages (Figure 3). Drought Stage 3 conditions continue for the NSW Border Rivers catchment. For Stage 3, there has been severe water shortages, with water delivery prioritised for essential supplies (NSW DPIE). Consequently, there have been low or no allocations for some entitlement holders and water trading has been limited (Figure 4 and Table 1).
- Announced allocations for general security A and B class entitlements are currently at 7.3% and 0%, respectively. For class A entitlements for this time of year, only last year's allocation was lower since 2009–10.

Recent conditions

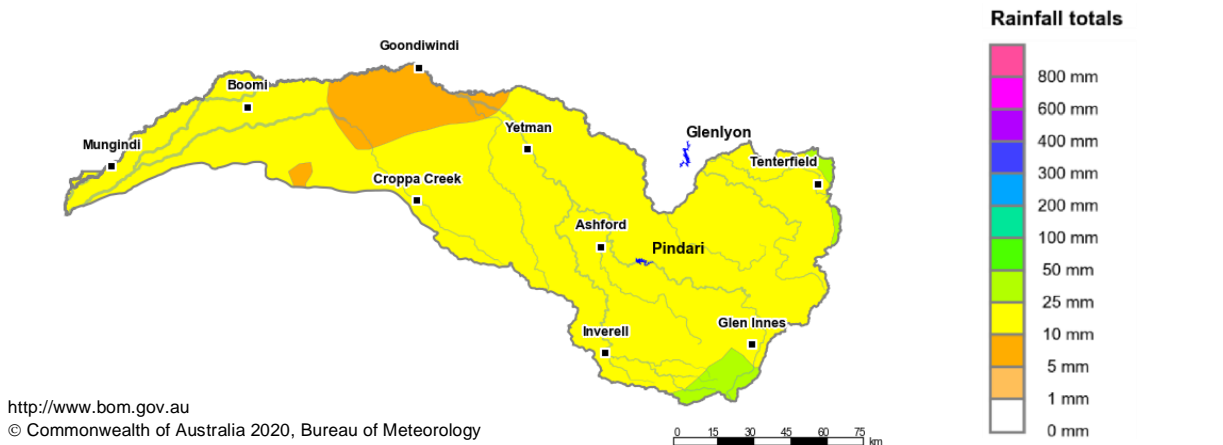


Figure 1: Rainfall totals for the last 30 days (16 June to 15 July 2020)

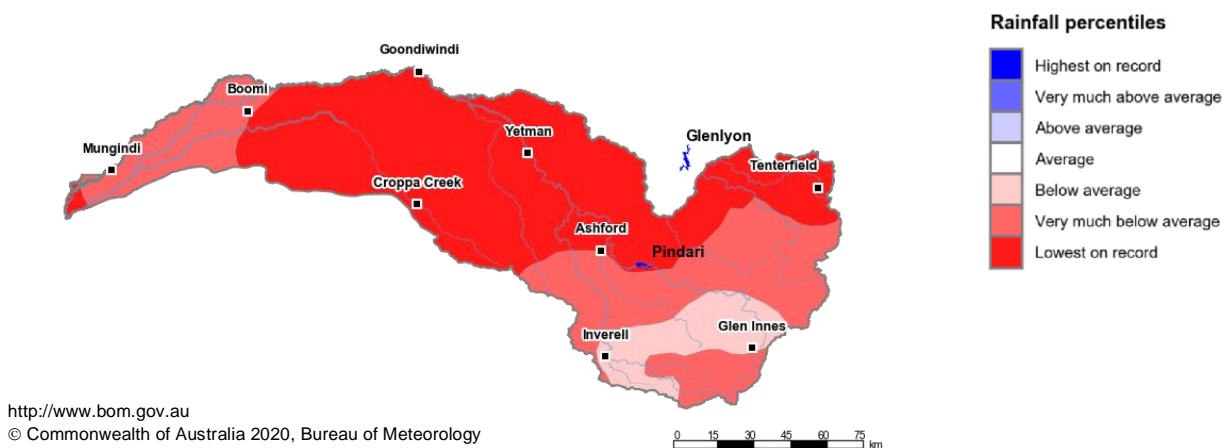


Figure 2: Rainfall percentiles since January 2017 (Compared to 1900-2019 long-term average) (Jan 2017 to June 2020)

Note: Rainfall percentiles for the period from January 2017 are shown as the Bureau of Meteorology considers January 2017 to be the start of the current dry period for eastern Australia.

How much water is in the storages?

Combined total storage (NSW share*): 60 GL (as at 15 July 2020)

*Pindari storage and New South Wales' 57% share of Glenlyon storage

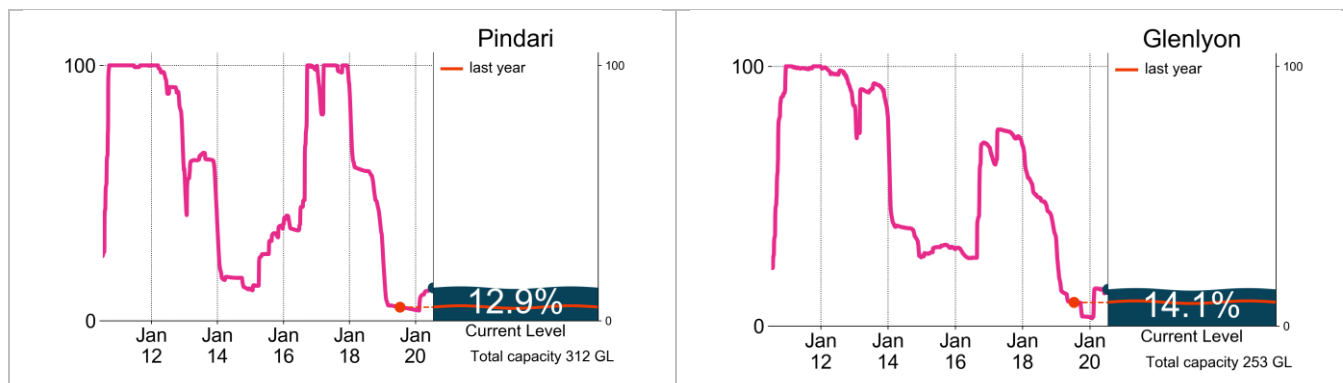


Figure 3: Current total storage (% of total capacity) compared to the last ten years

Source: [NSW Department of Planning, Industry and Environment](#) and [BoM water storages dashboard](#)

Who is the water for?

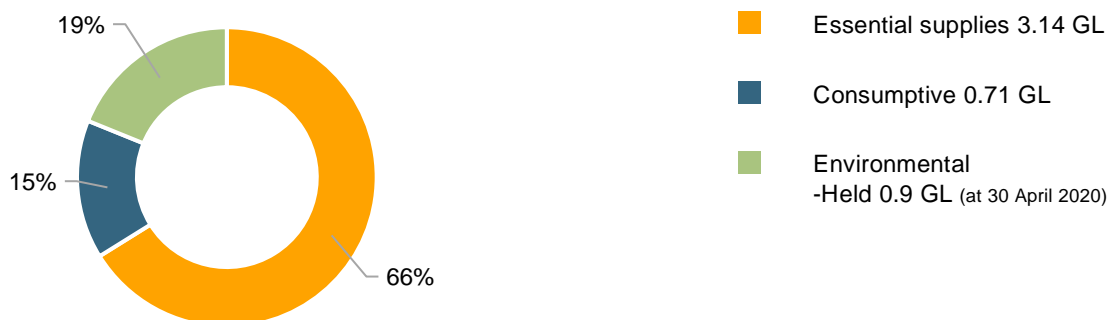


Figure 4: Volumes of water held in accounts for the 2020-21 water year (as at 15 July 2020)

Source: [WaterNSW Water register](#) and [CEWO](#)

NB: Allocation information shown here is water allocated, but not necessarily available, for various purposes as at 15 July 2020. Due to Drought Stage 3 conditions, the limited available water is being prioritised towards essential supplies. Water allocation figures shown here differ to those on WaterNSW's [Water Insights](#), which shows estimated water available over a two-year planning period (2020 to 2022).

Table 1: Allocation announcements (%) and market prices – Selected licence categories as at 15 Jul 2020

Licence category	Announced allocation	Historic comparison (same time of year)	Entitlement Prices (monthly median)	Allocation Price (median - last 7 days)
Stock & Domestic, Local Utility	100%	Same as most years	n/a	\$412/ML*
NSW Border Rivers High Security	100%	Same as most years	n/a	
NSW Border Rivers General Security - A	7.3%	Second lowest on record (since 2009-10)	n/a	
NSW Border Rivers General Security - B	0%	0% has occurred in six out of the last ten years	n/a	
Average Carryover (General Security)	1% General Security – A 2% General Security – B	1% last year 2% last year	n/a	

*Indicative - limited trade data.

Source: [NSW Department of Planning, Industry and Environment](#) and [BoM water markets dashboard](#)

FIND OUT MORE

For more information email water@bom.gov.au



With the exception of logos, photography and data referenced as being from other organisations, this publication is licensed under a Creative Commons Attribution 3.0 Australia Licence. The terms and conditions of the licence are available at <http://creativecommons.org/licenses/by/3.0/au>. Attribution for this publication should be: © Commonwealth of Australia (Bureau of Meteorology) 2020.