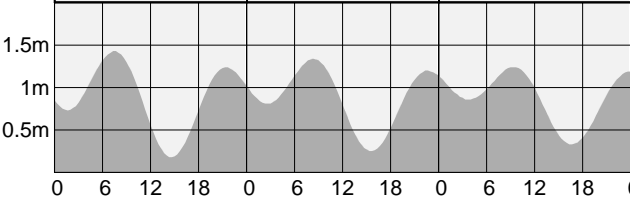


TIDAL PREDICTIONS FOR VANUATU - PORT VILA

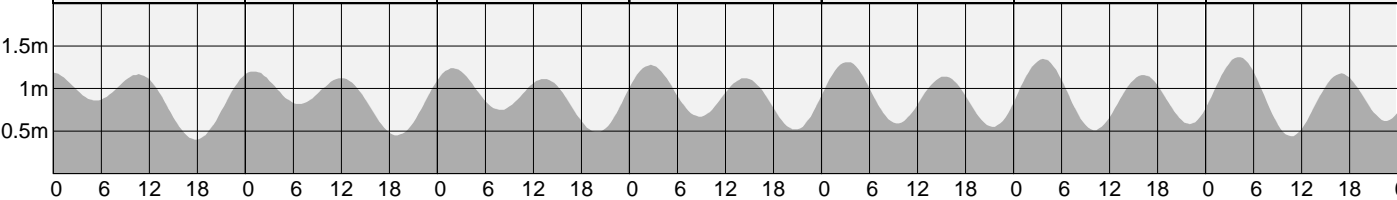
MAY 2025Local Standard Time

SUNDAYMONDAYTUESDAYWEDNESDAYTHURSDAYFRIDAYSATURDAY

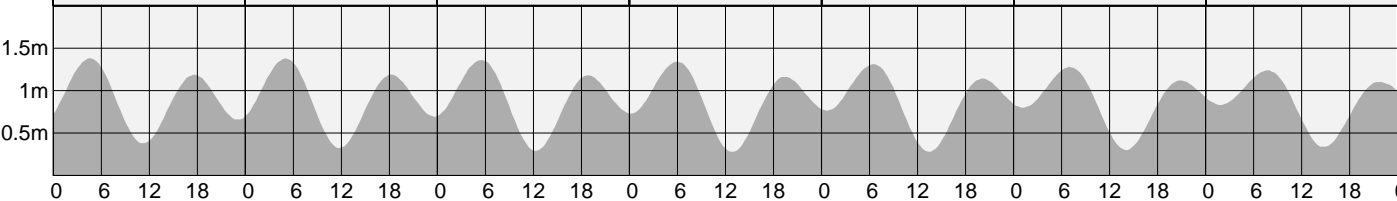
1	0138 0.73 0730 1.43 1435 0.18 2126 1.24	2	0235 0.81 0821 1.34 1533 0.25 2239 1.20	3	0348 0.86 0922 1.24 1638 0.33 2355 1.19
---	--	---	--	---	--



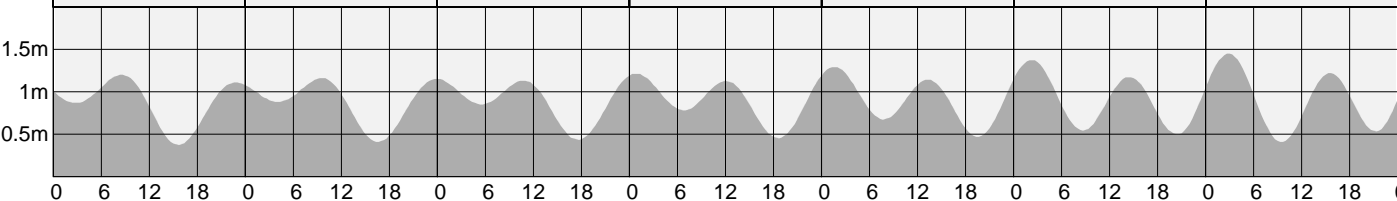
4	0518 0.86 1036 1.17 1748 0.40	5	0102 1.20 0645 0.82 1200 1.12 1857 0.45	6	0156 1.24 0752 0.75 1318 1.11 1956 0.49	7	0238 1.28 0845 0.67 1427 1.12 2045 0.52	8	0313 1.31 0929 0.59 1525 1.14 2125 0.55	9	0342 1.35 1007 0.51 1614 1.16 2200 0.58	10	0410 1.37 1042 0.44 1657 1.18 2234 0.62
---	-------------------------------------	---	--	---	--	---	--	---	--	---	--	----	--



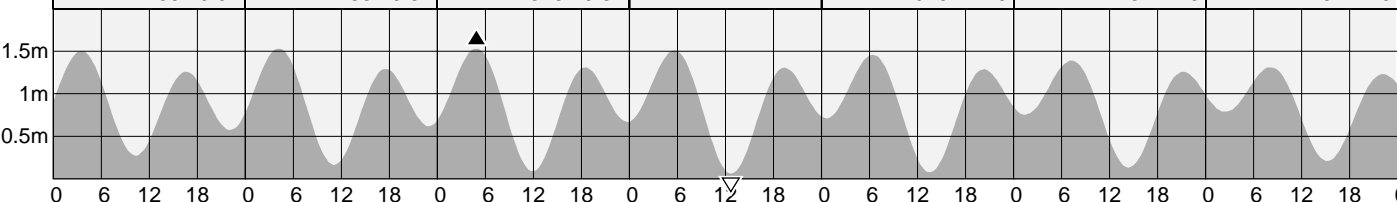
11	0436 1.38 1115 0.37 1736 1.19 2306 0.66	12	0502 1.38 1146 0.32 1814 1.19 2337 0.69	13	0530 1.36 1218 0.29 1850 1.18	14	0008 0.73 0558 1.34 1251 0.27 1928 1.16	15	0040 0.76 0629 1.31 1326 0.28 2007 1.14	16	0114 0.80 0703 1.28 1404 0.30 2051 1.12	17	0154 0.83 0744 1.24 1447 0.33 2145 1.10
----	--	----	--	----	-------------------------------------	----	--	----	--	----	--	----	--



18	0247 0.86 0831 1.20 1537 0.37 2249 1.11	19	0403 0.88 0931 1.16 1633 0.41 2356 1.15	20	0531 0.85 1044 1.13 1734 0.43	21	0050 1.21 0646 0.78 1202 1.13 1834 0.45	22	0135 1.29 0747 0.67 1318 1.14 1931 0.47	23	0215 1.38 0841 0.54 1430 1.18 2025 0.50	24	0252 1.45 0930 0.41 1535 1.22 2116 0.53
----	--	----	--	----	-------------------------------------	----	--	----	--	----	--	----	--



25	0330 1.50 1017 0.27 1635 1.26 2206 0.57	26	0410 1.53 1105 0.16 1732 1.29 2255 0.62	27	0452 1.53 1153 0.09 1828 1.31 2345 0.67	28	0537 1.51 1242 0.06 1922 1.31	29	0035 0.71 0625 1.46 1331 0.07 2016 1.29	30	0130 0.75 0715 1.39 1422 0.13 2113 1.26	31	0229 0.79 0808 1.31 1514 0.21 2210 1.23
----	--	----	--	----	--	----	-------------------------------------	----	--	----	--	----	--



- ▲ Highest tide of the month

▼ Lowest tide of the month

▽ Lowest tide of the year
- New moon

◐ First quarter

○ Full moon

◑ Last quarter

© Copyright: Commonwealth of Australia 2024, Bureau of Meteorology

**Disclaimer:** These tide predictions are supplied in good faith and are believed to be correct. They are not necessarily related to a local hydrographic chart datum.

No warranty is given in respect to errors, omissions, or suitability for any purpose.