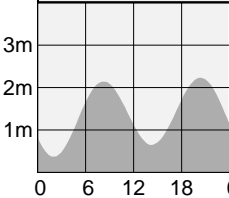



TIDAL PREDICTIONS FOR FIJI - LAUTOKA

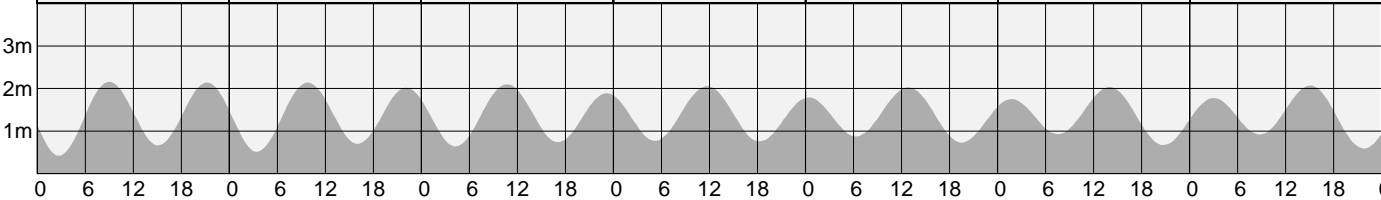
FEBRUARY 2025 Local Standard Time

SUNDAY MONDAY TUESDAY WEDNESDAY THURSDAY FRIDAY SATURDAY

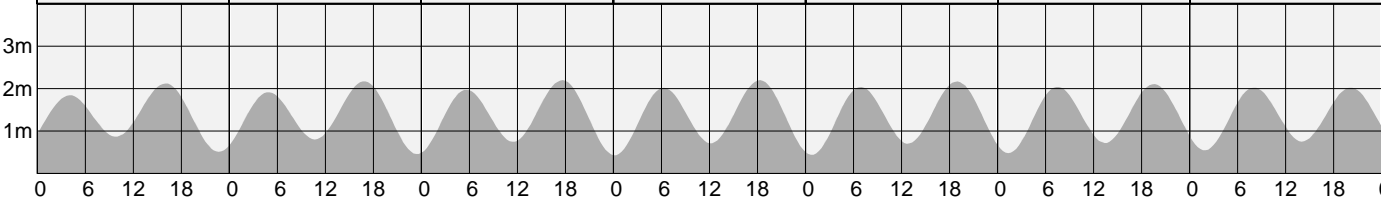
1	0200	0.37
	0815	2.14
	1415	0.65
	2021	2.23



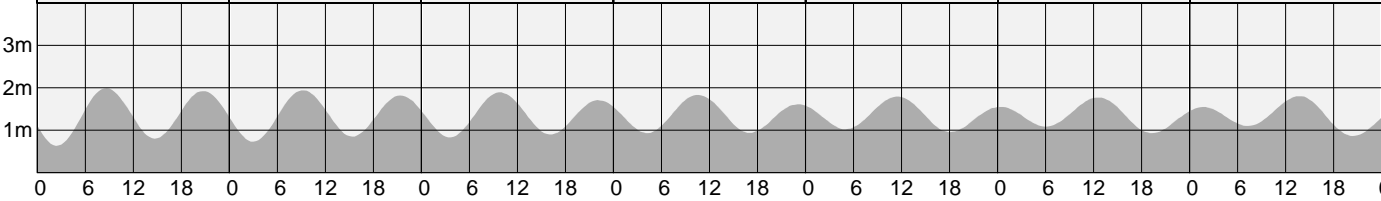
2	0242	0.42	3	0326	0.51	4	0415	0.63	5	0510	0.76	6	0026	1.79	7	0144	1.75	8	0300	1.78
	0900	2.16		0948	2.14		1043	2.10		1145	2.06		0616	0.87		0733	0.93		0845	0.92
	1505	0.66		1600	0.70		1702	0.74		1815	0.75		1251	2.03		1400	2.04		1504	2.07
	2112	2.14		2207	2.02		2312	1.89			1931		0.73	2044		0.67	2146		0.59	



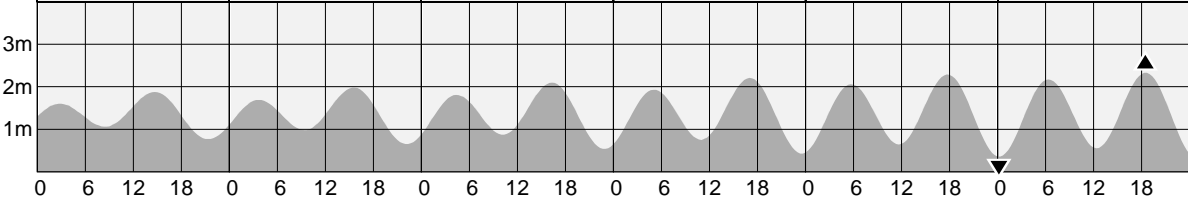
9	0403	1.84
	0948	0.87
	1601	2.12
	2241	0.51
10	0455	1.91
	1041	0.80
	1651	2.17
	2327	0.45
11	0539	1.97
	1127	0.75
	1736	2.20
12	0008	0.43
	0618	2.02
	1209	0.71
	1816	2.20
13	0045	0.44
	0655	2.04
	1247	0.70
	1855	2.17
14	0120	0.48
	0730	2.04
	1325	0.72
	1931	2.11
15	0153	0.54
	0802	2.02
	1402	0.75
	2007	2.02



16	0225	0.63
	0836	1.99
	1441	0.80
	2044	1.92
17	0258	0.73
	0911	1.94
	1521	0.85
	2122	1.82
18	0332	0.83
	0949	1.89
	1606	0.90
	2208	1.71
19	0411	0.93
	1034	1.83
	1700	0.94
	2307	1.61
20	0459	1.02
	1130	1.79
	1804	0.95
21	0023	1.55
	0600	1.08
	1237	1.77
	1917	0.93
22	0141	1.55
	0717	1.10
	1344	1.80
	2025	0.86



23	0248	1.60
	0827	1.06
	1442	1.88
	2121	0.76
24	0341	1.69
	0923	0.98
	1532	1.98
	2209	0.65
25	0425	1.81
	1011	0.87
	1618	2.10
	2251	0.53
26	0504	1.93
	1056	0.75
	1702	2.21
	2331	0.43
27	0543	2.06
	1139	0.64
	1745	2.29
28	0011	0.36
	0622	2.17
	1223	0.55
	1830	2.33



- ▲ Highest tide of the month

▼ Lowest tide of the month
- New moon

☾ First quarter

○ Full moon

☾ Last quarter

© Copyright: Commonwealth of Australia 2024, Bureau of Meteorology

Disclaimer: These tide predictions are supplied in good faith and are believed to be correct. They are not necessarily related to a local hydrographic chart datum.

No warranty is given in respect to errors, omissions, or suitability for any purpose.