

TIDAL PREDICTIONS FOR KIRIBATI - KANTON

FEBRUARY 2024 Local Standard Time

SUNDAY

MONDAY

TUESDAY

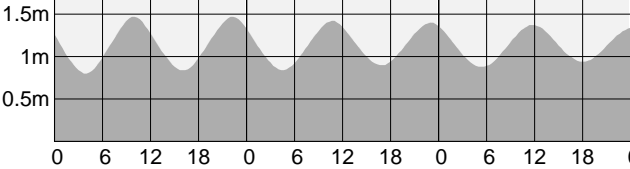
WEDNESDAY

THURSDAY

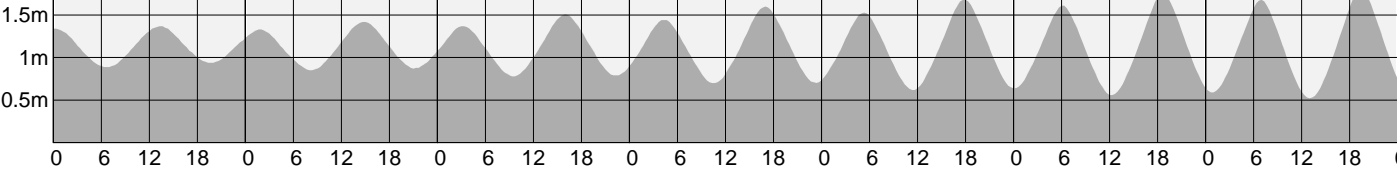
FRIDAY

SATURDAY

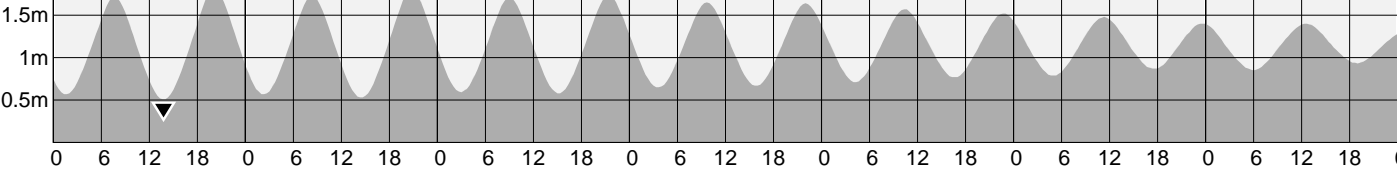
1	0353	0.80	2	0433	0.84	3	0527	0.87
	0958	1.47		1043	1.42		1146	1.37
	1606	0.84		1654	0.89		1805	0.94
	2216	1.47		2302	1.40			



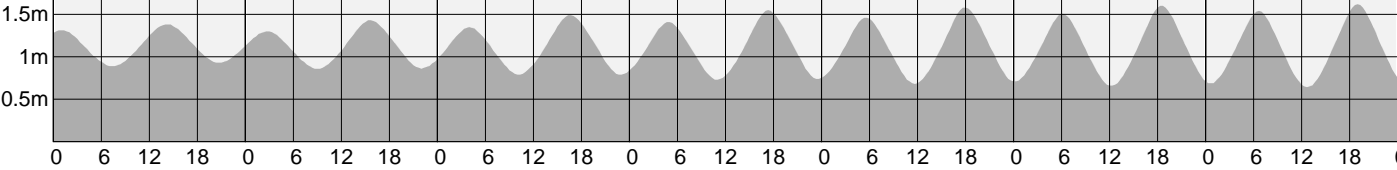
4	0015	1.34	5	0150	1.33	6	0313	1.37	7	0421	1.44	8	0518	1.53	9	0005	0.64	10	0052	0.59
	0645	0.89		0812	0.85		0928	0.78		1030	0.69		1126	0.62		0609	1.61		0655	1.68
	1322	1.37		1448	1.42		1559	1.51		1658	1.60		1750	1.68		1215	0.56		1302	0.52
	1939	0.93		2108	0.87		2217	0.79		2315	0.70					1838	1.76		1922	1.81



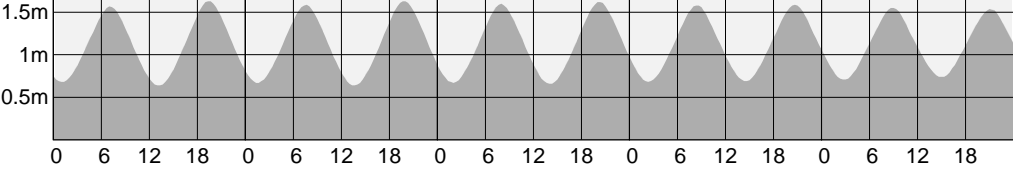
11	0136	0.57	12	0217	0.57	13	0256	0.59	14	0334	0.64	15	0414	0.71	16	0459	0.79	17	0558	0.85
	0738	1.72		0819	1.74		0859	1.71		0940	1.65		1023	1.57		1116	1.48		1234	1.40
	1346	0.51		1428	0.53		1508	0.58		1549	0.66		1635	0.77		1732	0.86		1855	0.93
	2004	1.82		2044	1.80		2122	1.74		2200	1.64		2244	1.52		2338	1.40			



18	0102	1.31	19	0245	1.30	20	0359	1.35	21	0450	1.41	22	0531	1.46	23	0008	0.70	24	0038	0.69
	0725	0.89		0900	0.86		1009	0.79		1058	0.73		1137	0.68		0607	1.51		0638	1.54
	1415	1.38		1536	1.43		1633	1.49		1718	1.55		1756	1.58		1212	0.65		1242	0.64
	2040	0.93		2201	0.86		2254	0.79		2334	0.74					1829	1.60		1859	1.62



25	0105	0.68	26	0131	0.67	27	0156	0.67	28	0222	0.68	29	0248	0.70
	0706	1.57		0732	1.59		0759	1.60		0826	1.59		0856	1.55
	1310	0.63		1336	0.64		1403	0.66		1430	0.69		1500	0.74
	1925	1.63		1950	1.64		2015	1.63		2041	1.59		2108	1.54



- ▲ Highest tide of the month

▼ Lowest tide of the month
- New moon

◐ First quarter

○ Full moon

◑ Last quarter

© Copyright: Commonwealth of Australia 2023, Bureau of Meteorology

Disclaimer: These tide predictions are supplied in good faith and are believed to be correct. They are not necessarily related to a local hydrographic chart datum.

No warranty is given in respect to errors, omissions, or suitability for any purpose.